

	Our date: 10.12.2014	Users:
Prepared by	Replaces earlier date:	Army
Norwegian Defence	01.10.2014	Navy
Logistics		Air Force
Organization/Quartermaster		
Material Development		

GENERAL REGULATIONS FOR LABELLING ITEMS, PACKING AND PACKAGING LABELS FOR TEXTILES

In the event of any differences in the interpretation of this standard, the Norwegian version (FS 7650-2004) shall take precedence over the English translation.

1. GUIDELINES	3
1.1. Area of application	3
2. RELEVANT DOCUMENTS	3
3. LABELLING OF ITEMS	3
3.1. General	3
3.1.1. Purpose	3
3.1.2. Minimum requirements	3
3.1.3. Quality	4
3.1.4. Goods in packages	4
3.1.5. Trademarks	4
3.2. Clothing	4
3.2.1. Text	4
3.2.2. Labelling	4
3.2.3. Technical requirements for labels	5
3.3. Footwear, equipment in leather	5
3.4. Textile equipment	5
3.5. Fabric	5
3.5.1. Manufacturer's name strips and text	5
3.5.2. Tags	5
3.6. Other textiles	5
4. LABELLING OF PACKAGING	6
4.1. Cardboard boxes	6

4.2. Cylindrical packaging	6
4.3. Other packaging	6
5. Packing	6
5.1. General	6
5.2. Euro pallets (EUR/EPAL)	6
5.2.1. Heat treated Euro pallets	6
5.3. Clothing and textiles	7
5.4. Fabric	7
5.5. Other items	7
<i>Appendix A</i>	<i>8</i>
<i>Appendix B</i>	<i>12</i>
<i>Appendix C</i>	<i>13</i>
<i>Appendix D</i>	<i>14</i>
<i>Appendix E</i>	<i>15</i>

1. GUIDELINES

1.1. Area of application

This Defence Standard has been prepared by the Norwegian Defence Logistics Organisation/ Quartermaster Material Development, and contains: GENERAL REGULATIONS FOR LABELLING ITEMS, PACKING AND PACKAGING LABELS FOR TEXTILES which is supplied to the Defence or any other recipient appointed by it. If nothing to the contrary is stated in the contract/order or product standard, this Defence Standard shall be followed. Material delivered without labelling or unsatisfactory labelling/packaging according to this standard, shall be re-labelled/re-packaged by the supplier. If this is not done by the supplier, Norwegian defence can claim economic reimbursement for the job.

2. RELEVANT DOCUMENTS

FS 7650-2000	General provisions and inspection regulations for textiles
FS 7650-2001	Provisions for supplying woven fabrics made of cotton and/or synthetic fibres
FS 7650-2002	Provisions for supplying woven fabrics of a woollen type
FS 7650-2003	Provisions for supplying of apparel
FS 7650-2005	Provision for supplying knit wear
FS 7650-2006	Body measurement charts
FS 8115-0084	Boxes, cardboard
NS 1532	Euro-pallets (EUR/EPAL) 80x120 cm
ISPM 15	International Standard for Phytosanitary Measures No. 15
ISO 3758	Care labelling code using symbols
EN ISO 105-C06	Test of colourfastness to domestic and commercial laundering
EN ISO 6330	Domestic washing and drying procedures for textile testing

3. LABELLING OF ITEMS

3.1. General

3.1.1. Purpose

All items shall be labelled in accordance with this Defence Standard. Precise and durable labelling of items is necessary for identification purposes as well as facilitating the receipt, storage and delivery of goods.

3.1.2. Minimum requirements

An item labelled for delivery to the Defence shall provide the following information:

- Right of ownership (shield mark), including year (to last numbers)
- Identification mark (name/size/SAP-number etc.) or
- Designation of type and other manufacturer information
- Order number, or suppliers internal tracking number

3.1.3. *Quality*

The quality of the labelling should be of a sufficiently high standard to last the product lifetime. The positioning of the label must always be uniform for identical and related items. Labelling shall be clear and uniform and easy to read at normal working distances. The labels shall be placed in positions where it is natural to look for labelling at controls/identification of the item. The label must not spoil the appearance of the fabric, diminish its utility value or damage the item. The label must not be visible when the item is in use. If an item is so small as to render labelling impractical, the item itself should not be labelled. If the item is not identified with a SAP-number and item name, the manufacturer information and mercantile designation must be added.

3.1.4. *Goods in packages*

Items which are only delivered in standard packaging (commercial goods), shall only have labelling applied to the packaging.

3.1.5. *Trademarks*

The trademark can be added to the product, but must not detract from other labels applied by the Defence

Trademarks shall not be visible when the item is in use.

3.2. ***Clothing***

3.2.1. *Text*

Items of clothing shall be marked with woven labels:

- size (written out fully in Norwegian AND English)
- Cut (when specified for the product)
- Length (when specified for the product)
- Shield mark with year of production (two last numbers)
- SAP-number
- The Defence Order number, or suppliers internal tracking number (can be placed on separate label)
- Barcode (only in certain cases, these will be specified by the Norwegian Defence)

3.2.2. *Labelling*

The individual product specification specifies which labels are to be used.

The following shall apply for labelling purposes: Woven labels with woven text. Deviations from this (such as labels with printed text, stamps using printer's ink or transfer printing) might occur, but only when specified by the Norwegian Defence. All text on labelling shall be black on a white background unless otherwise stated in the product specification.

When practically possible, labelling may be applied directly onto the item. Different types of labelling can be used, as shown in Appendix A.

Garment care symbols shall be in accordance with ISO 3758.

3.2.3. *Technical requirements for labels*

Labelling shall comply with the following standards and requirements:

Test for colour fastness to washing: EN ISO 105-C06

Demand: The colour-fastness and adhesion of labels shall not be impaired after 50 washes at 90°C or dry-cleaning.

Test for dimensional change by washing and drying: EN ISO 6330

Demand: Maximum shrinkage $\pm 2\%$.

The labels shall not unravel.

3.3. **Footwear, equipment in leather**

Belts shall have the shield mark with production year (last two numbers) –as shown in appendix B, stamped directly in to the leather, as well as belt size/length. Footwear shall be marked as specified in the production specification.

3.4. **Textile equipment**

Equipment made from textiles, such as tents, sleeping bags, rucksacks, etc., shall be labelled with woven label, white with black text, as described above, if not otherwise stated in the production specification.

3.5. **Fabric**

3.5.1. *Manufacturer's name strips and text*

On delivery of fabrics, each piece of fabric shall be marked at the beginning and end with a manufacturer's name strips or with the firm's punch mark.

Furthermore, a tag bearing the following text shall also be attached to each piece:

- SAP- number
- approved item name
- the gross and net length of the piece
- the number of faults
- The Defence order number, or suppliers internal tracking number
- part delivery number

3.5.2. *Tags*

For Defence specified goods, the tag shall be white, and for faulty goods it shall be red. The reverse of the tag can be used for the supplier's name and address.

Examples of tags are shown in appendix C.

3.6. **Other textiles**

Bed linen, towels etc. are to be labelled by weaving. Further instructions regarding this are given in the product specification or with the order.

4. LABELLING OF PACKAGING

4.1. Cardboard boxes

Cardboard boxes shall be labelled at both short-sides, in the top right-hand corner. Examples of labels are shown in Appendix D. For Defence specified goods, the label shall be white with black lettering and, for faulty goods, red with black lettering. For items designed especially for women, labels should be white with green lettering.

Labels for faulty goods should be added, in abbreviated form, stating the principal faults of the goods. For example: WEAVE FAULT, COLOUR FAULT, TECHNICAL FAULT, STITCHING FAULT and so on.

4.2. Cylindrical packaging

Labels shall be attached to the outside of the packaging at each end.

4.3. Other packaging

Two labels shall be attached on the best suitable places.

5. Packing

5.1. General

All items shall be packed in a satisfactory manner so that delivery can be made using normal transport methods and the goods can be handled using transport technology aids without the risk of any damage being caused.

Each box shall only contain one uniform type of item/ size/ cut/ colour etc.

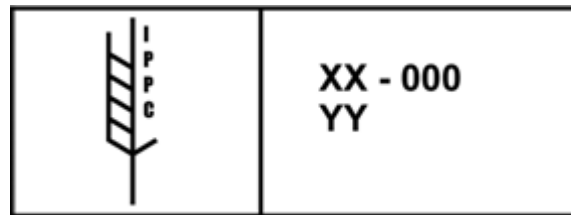
Boxes shall be packed in a way so that they don't become misshapen when stacked or transported.

5.2. Euro pallets (EUR/EPAL)

If nothing else is specifically agreed, items shall be packed in such a manner that they can be transported on Euro pallets, according to attachment D and E In this standard, and also the standard for Euro pallets NS 1532.

5.2.1. Heat treated Euro pallets

Norwegian Defence material shall be delivered on heat-treated Euro pallets, according to the standard ISPM 15-international plant sanitary standard for packaging material. The pallets shall be labelled by the following label:



IPPC= International Plant Protection Convention.

XX-00= Country code-Registration number (is in Norway provided by Norwegian Food Safety Authority).

YY= Code for treatment, for heat-treated pallets the code is HT.

5.3. Clothing and textiles

FS 8115-0084 describes BOX, CARDBOARD, sizes and quality of boxes that are to be used for packing of goods delivered to the Norwegian Defence. Type of box to be used is described in the product specification of each article. The placement of boxes on Euro pallets is described in appendix D. The weight of the boxes with content shall not exceed 20 kg and the total height of pallet and boxes shall be 95 cm maximum.

5.4. Fabric

Fabrics shall be delivered rolled up full length with the face side of the fabric turned inwards wrapped around a tube with an internal diameter of at least 70 mm.

The rolls shall be wrapped in plastic. Unless otherwise specified, the fabric shall be transported and stored on Euro pallets. Each roll labelled according to appendix C, with tags clearly visible at the ends of the rolls. In addition, each pallet shall be marked with a label stating the number of meters on each roll. The rolls' cardboard casings length should not exceed 160 cm. When placing the rolls on a pallet, do not complete the stack with a single roll on top. The rolls shall be placed on the pallet lengthwise- each roll sticking out the same amount on both sides. The rolls must sit firmly on the pallet and be secured with wooden blocks or similar. The rolls shall be tied to the pallet using polyester straps with a minimum width of 19 mm, alternatively cling film with equal strength. The breaking strength of straps and locking devices should be minimum 500 kg. The number of straps used shall be 1 strap every 50 cm. The end straps must be positioned right next to the wooden blocks on each side. See Appendix E. The total height of the pallets and rolls shall be a maximum of 95 cm.

5.5. Other items

Unless otherwise stipulated in the product standard, other items may be packed in specially developed and approved packaging.

Appendix A

Labels. All measurements are stated in centimetres.

The individual product specification specifies which labels are to be used.

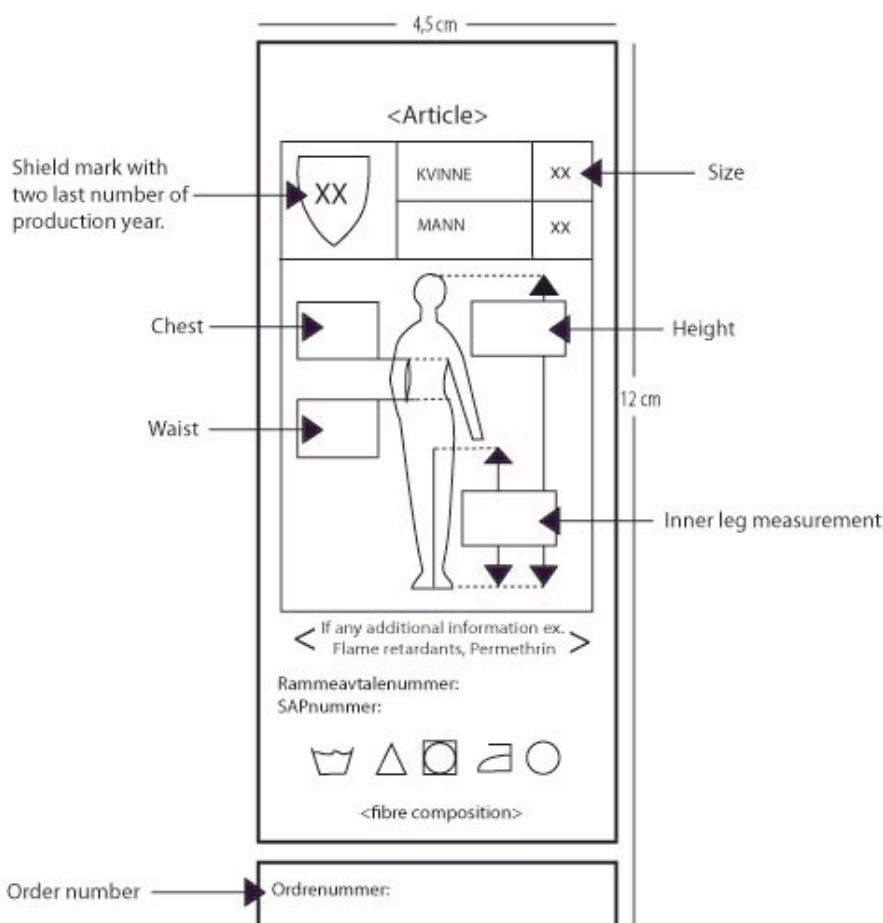
Deviations from this (such as labels with printed text, stamps using printer's ink or transfer printing) might occur, but only when specified by the Norwegian Defence.

The following shall apply for labelling purposes: Woven labels with woven text. All text on labelling shall be black on an optical white background, unless otherwise stated in the product specification. When practically possible, labelling may be applied directly onto the item. All text to be in: bold type Myriad Pro.

Care label symbols for the articles will be stated in the product specification.

Garment care symbols shall be in accordance with EN ISO 3758.

Alternative 1: Inside labelling for field uniforms.



Spaces for filling in the cut and size shall be completed using lettering 6 mm.

The manner in which the cut and size shall be indicated is stated in the product specification. Sections for chest measurement, waist measurement, height and inside leg measurement shall be completed with body measurements.

Order number stated must be the Defence order number.

Alternative 2a: Inside labelling for mess uniforms and outerwear.

7 cm

Rammeavtalenr:

XX

<Fibre composition>

10 cm

NAVN:

TELEFON:

Ordrenummer:

SAP-nummer:

framework agreement number

order of and number of carelabel symbols. Must always be filled out correctly.

Defence order number

SAP User number (BNR)

Always to be used together with alternative 2b.

For shield only the two last number in the year of production is to be used.

NAVN (name) and TELEFON (telephone no.) is to be filled out by the End user.

Order number can be the Defence order number, or suppliers internal tracking number

Alternative 2b: Size labelling for neck or inside waistband.

30mm

Mann

C50N

20mm

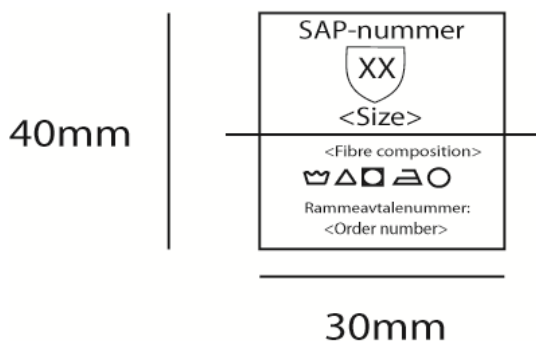
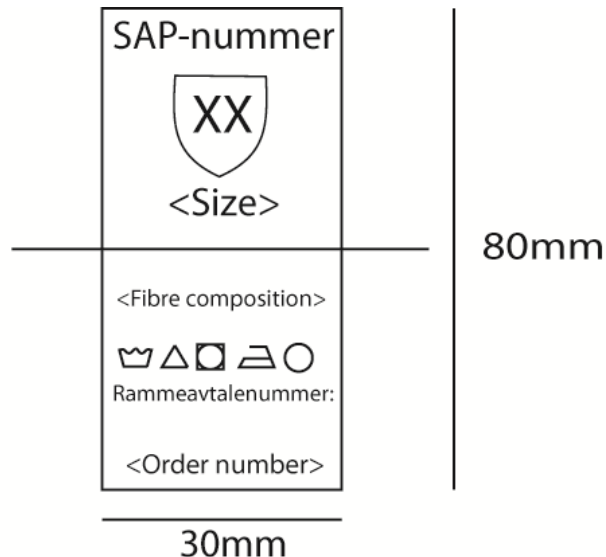
Gender

Model/size/length

Always to be used together with alternative 2a, or as stated in the product specification.

Which cut/size/length that is to be used is stated in the product specification. The information can be, if desired, be split on to several labels.

Must be placed fully visible in the neck or waistband of the garments.

Alternative 3: Labelling of accessories/ knit-ware.**Alternative 3a:****Alternative 3b:**

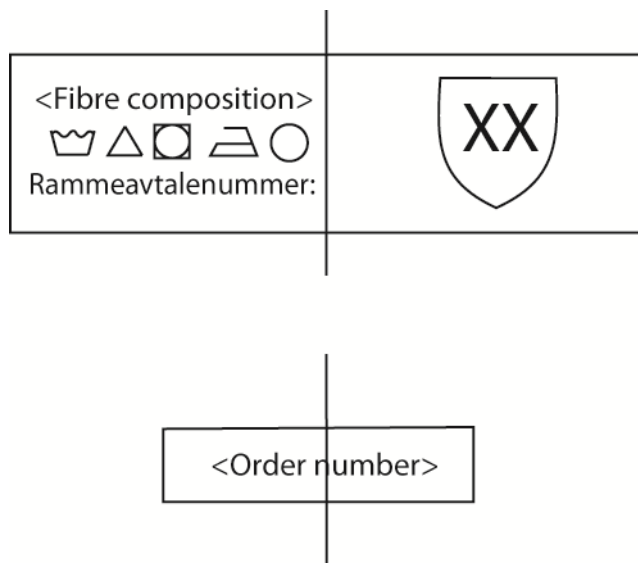
Label to be folded and included in the seam for neck or waistband.

Caps shall be labelled on the inside of the crown. Mittens and gloves shall be labelled on the inside of the ribbed cuff or similar.

Shield mark with the two last numbers of the year of production.

Order number can be the Defence order number, or suppliers internal tracking number

The number can be included on main label, or a separate label can be used

Alternative 4: Labelling of shirts, inside neck and side seam.

Label to be folded and placed in the side seam.

Size label to be placed clearly visible at the neck seam, with the SAP-number label below as shown on the illustration above.

Shield mark with the two last numbers of the year of production.

Order number can be the Defence order number, or suppliers internal tracking number

The number can be included on main label, or a separate label can be used

Alternative 5: Socks and stockings.

Socks and stockings are to be marked in the to-seam with the following coloured thread:

X-SMALL: Pink

SMALL: Purple

MEDIUM: Orange

LARGE: Dark brown

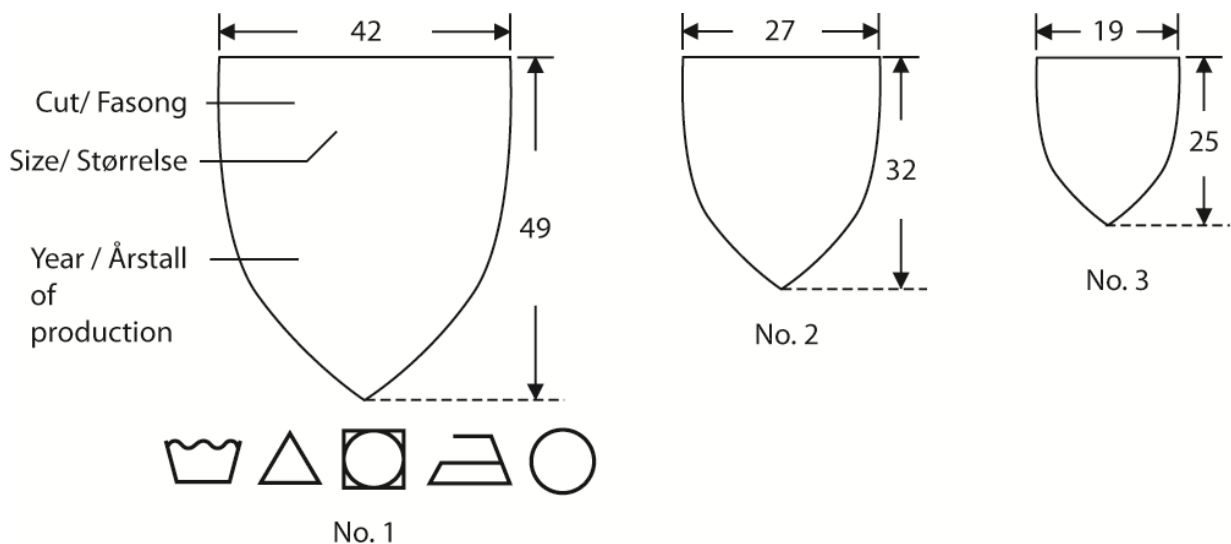
X-LARGE: Turquoise

Appendix B

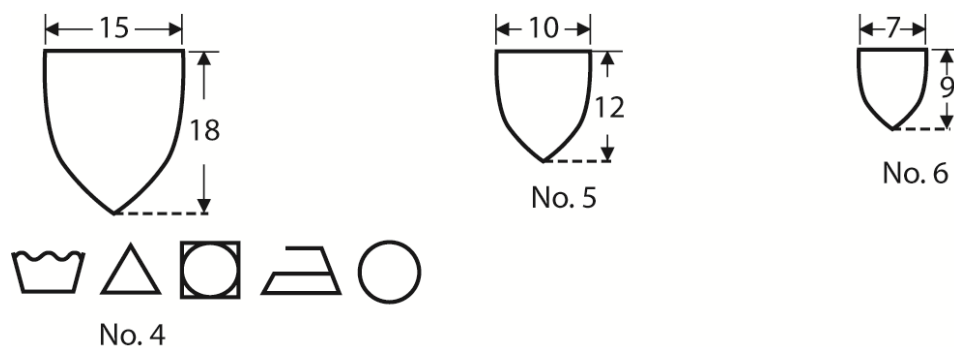
Permitted sizes for shield stamp. All measurements in mm.

All text shall be written in bold uppercase type Times New Roman.

Care labels are stamped underneath the shield mark. Which care label to use, if any, is specified in the product specification. Below measurements in millimetres.



In number 1, 2 and 3, <Cut> and <Size> is stamped inside the outline of the shield mark. Year of production is placed within shield mark (only the two last numbers). No. 1 above is an example of this.



For numbers 4, 5 and 6, <Cut> and <Size> is stamped to the right of the shield mark. Year of production is placed within the shield mark.

Appendix C

Packaging labels for piece goods and fabrics. All measurements in mm.

The diagram illustrates the layout of a standard order form, showing the arrangement of fields and their dimensions. The form is 120 mm wide and 115 mm high. The fields are as follows:

- SAP-number** (SAP-NUMMER): 25 mm high.
- Item name** (APPROBERT ARTIKKELNAVN): 20 mm high.
- Cut / Size** (FASONG/ STØRRELSE): 40 mm high.
- No. of pieces in packing** (ANTALL enheter i pakning): 40 mm high.
- Defence order number** (BESTILLINGSNUMMER): 40 mm high.
- Partial delivery number** (DELLEVERANSENUMMER): 40 mm high.
- Notes** (MERKNADER): 20 mm high.

The total height of the form is 115 mm, and the total width is 120 mm.

All text must be written in bold uppercase in Times New Roman.

The space for the SAP- number shall be completed using bold lettering 9 mm high (36 pt).

The space for the item name shall be completed using bold lettering 6 mm high (24pt).

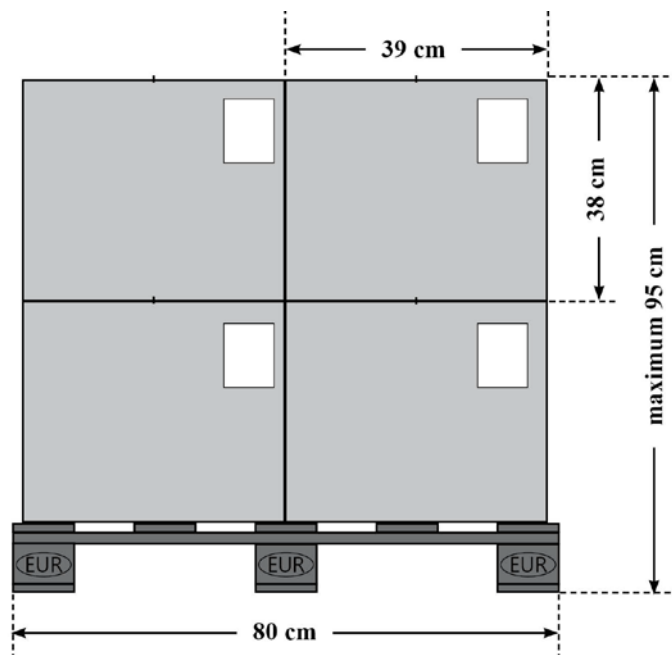
Goods which meets the specification: Optical white label.

Faulty goods: Red label.

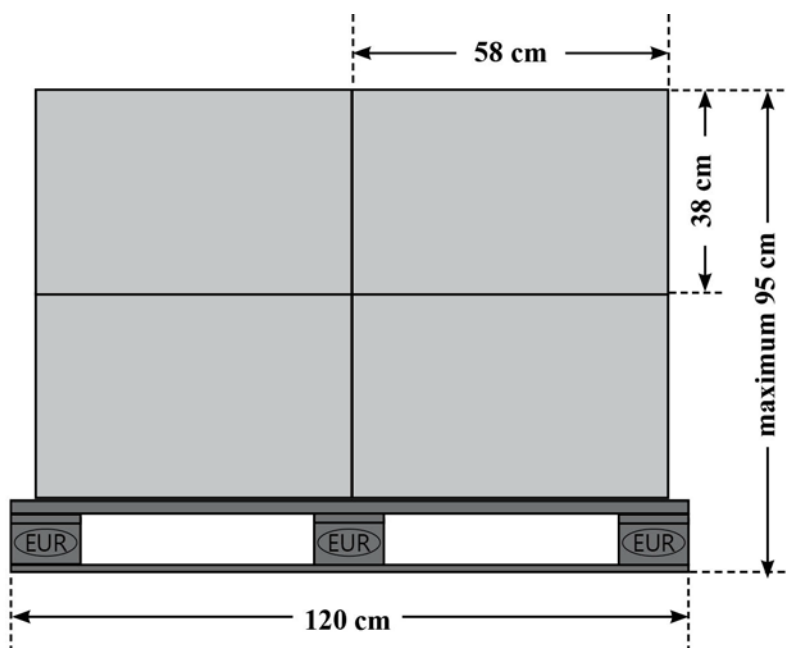
Labels with deviating look may be accepted, but only if it includes the same information as the label above. Agreement with the Norwegian Defence must be made in advance of shipment.

Appendix D

**Example of correct packaging on Euro pallet with box C, according to FS 8115-0084.
All measurements in centimetres.**

Pallet front view

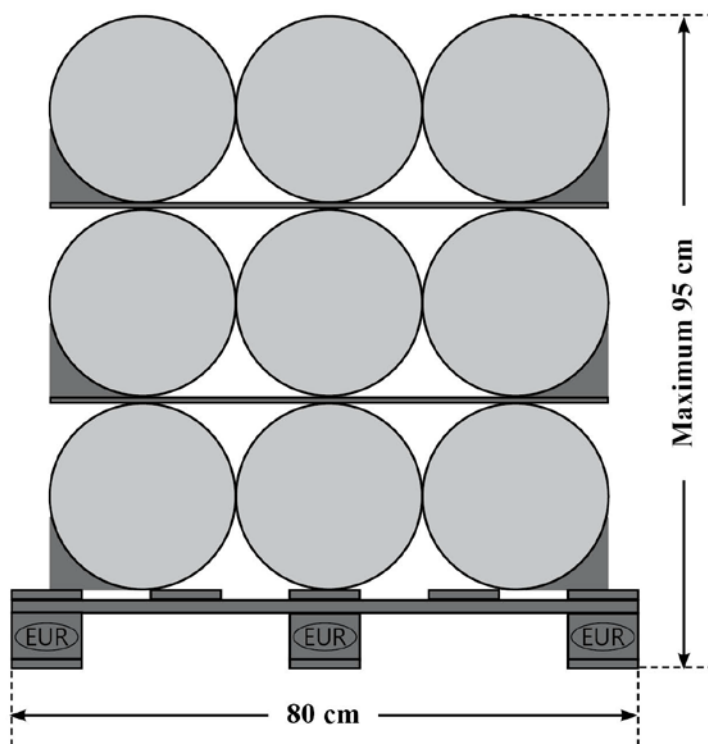
NB! Maximum height on ready packed material including the pallet is 95 cm. All cartons must be stapled standing on the Euro pallet.

Pallet side view

Appendix E

Examples of packing of pallets. All measurements in centimetres.

NB! Maximum height on ready packed materiel including the Euro pallet is 95 cm

Pallet front view

Instead of strips, cling film may be used. If using cling film, strength at the same level as strips in polyester needs to be documented.

Pallet side view