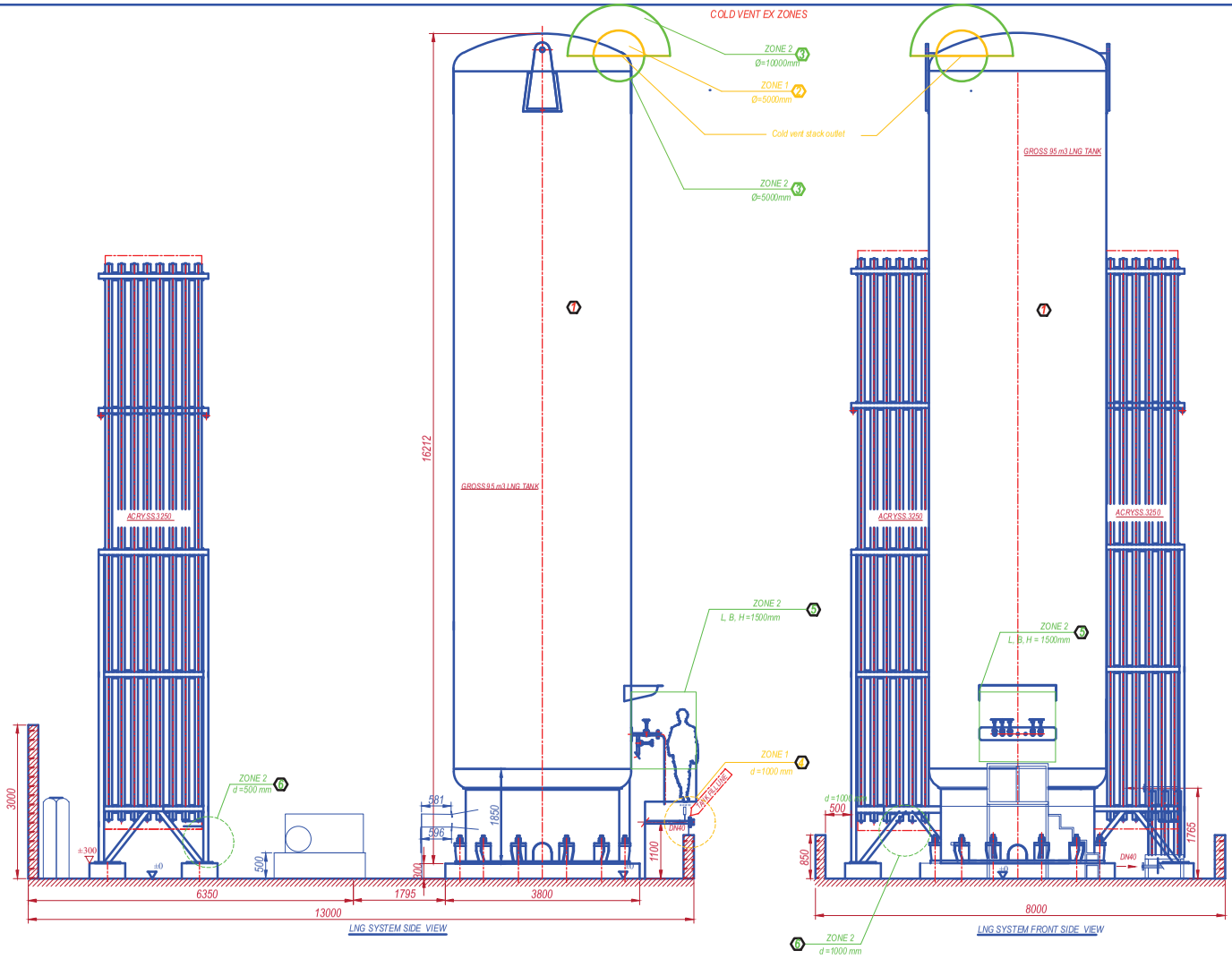

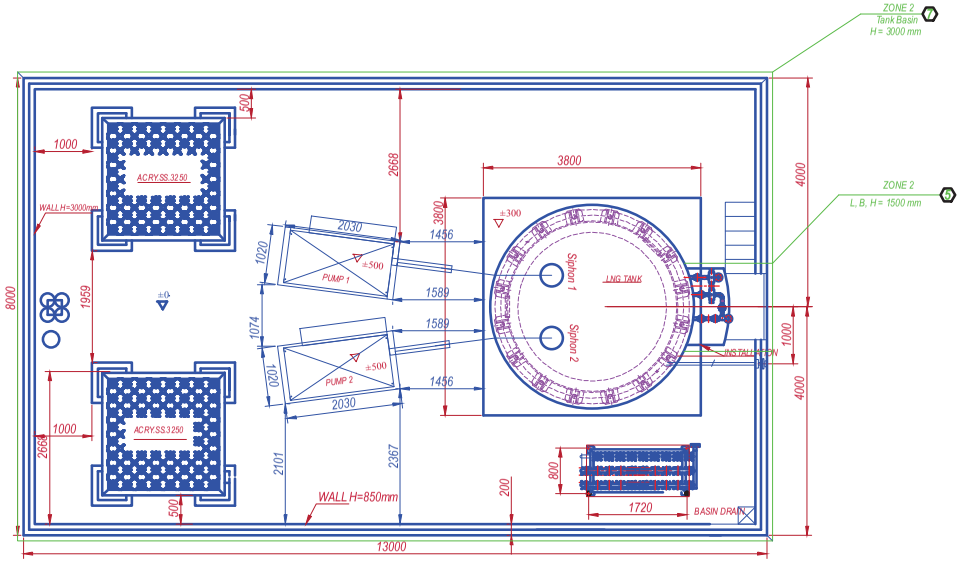

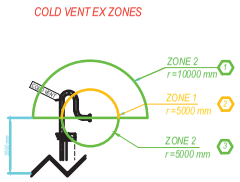

ZONE MARK	ZONE DEF.	ZONE COLOUR	ZONE AREA
1	ZONE 0	RED	INSIDE TANK / PIPES
2	ZONE 1	YELLOW	COLD VENT
3	ZONE 2	GREEN	COLD VENT
4	ZONE 1	YELLOW	FILL CONNECTION
5	ZONE 2	GREEN	TANK VALVE ASSEMBLY
6	ZONE 2	GREEN	THREADS AND FLANGES
7	ZONE 2	GREEN	TANK BASIN

Rev.	Description	Date	Drawn	Control	Approv.
2					
1	COLD VENT ZONES REVISED	08.11.2020	AS.J		

INNOGAS AS
VESTRE ROSTEN 81
7075 Tiller
www.innogas.org e-mail:post@innogas.org

	Name	Sing.	Date
Drawn	A. JETLUND		17.09
Control	R. SLETTESTØL		17.09
Approv.	R. SLETTESTØL		17.09

This Drawing is Innogas Design
Can Not be Copied

Paper: A3

Subject:
SORGENFRI LCNG
EX ZONE DRAWING - TANK BASIN

Proposal Dwg	-----
Drawing No	13.73211.00.6
Revision	1
Date	17.09.2013